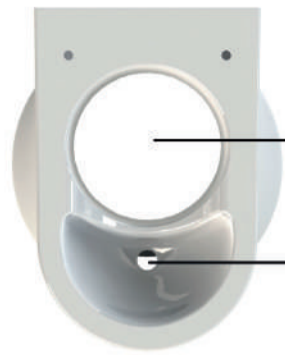


PERMAPRETA HOW TO USE



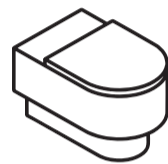
Access to the toilet chamber solids

Connection with the gray water system liquids

WHAT TO DO ✓



Always sit down
(male users need to sit down to pee)



Toilet lid has to be close all the time
to avoid flies inside the chamber



Make sure the ventilation of the
chamber is continuously working



Every time you pee add 250 mml
of water to the pipe



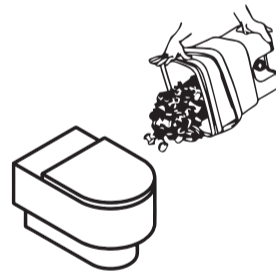
Every time you use the toilet spray
Elgan for every 2 liters bottle of water
add 1 cm Elgan (microorganisms)



Toilet paper goes in the toilet chamber
(make sure the toilet paper is not bleach)



Every day throw small quantities of
cardboard and straw

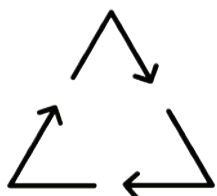


(Optional)
Every 30 days empty 1/2 bucket of
Bokashi first grade compost




Every 2 months
add two handfuls
small pieces pyrolytic coal

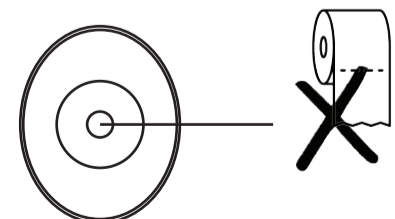
WHAT NOT TO DO ✗



DO NOT THROW ANY MATERIAL
THAT IS NOT 100% DEGRADABLE



AVOID THROWING DIRT, SAWDUST,
RESINOUS WOOD, ASHES AND LIME



DO NOT THROW TOILET PAPER
IN THE URINE PIPE